



## Rapid News

### Technical Info

Service Operations Division – Daikin Europe NV  
Confidential Info – FOR INTERNAL USE ONLY

Rapid news number: 20-08

Date: 30/07/2020

From: Technical Services – Service Operations Division

Pages: 6

#### **SUBJECT: GCU II Combustion errors**

Dear Madame,

Dear Sir,

With this Rapid News we would like to inform you on how to find the root cause and solve the most commonly claimed combustion related errors on the GCU 2 unit (D2U\* and R2U\*), which are displayed in the table below:

	Error code	Fault description
<b>Temporary malfunction, unit attempts to restart</b>	E4	1x no flame formation at end of safety time (no gas, valves do not open, no ignition sparks);
	E10	Flame failure at end of the safety time (ionisation electrode defective or dirty);
	E55	Flame failure in control mode (influence of strong winds, no gas, power or signal loss at the safety gas control block) After restart, the device is operated for one hour with a limited modulation range;
	E61	Regulation deviation during ionisation process too high (1st error) (burner earthed incorrectly or faulty supply voltage combustion control, gas flow pressure too low, ionisation electrode bent or oxidised, ionisation track faulty, safety gas control block defective).
<b>Locking errors</b>	E132	2x no flame formation at end of safety time (no gas, valves do not open, no ignition sparks);
	E138	2x flame failure at end of safety time (ionisation electrode defective or dirty);
	E189	Regulation deviation during ionisation process too high (from 2nd error) (burner earthed incorrectly or faulty supply voltage combustion control, gas flow pressure too low, ionisation electrode bent or oxidised, ionisation track faulty, safety gas control block defective);
	E226	Error found in the flame amplifier evaluation during the idle state check (electronic error, short circuit ionisation electrode or cable);
	E227	Combustion control internal error.

Specifications are subject to change without notice

1 / 6



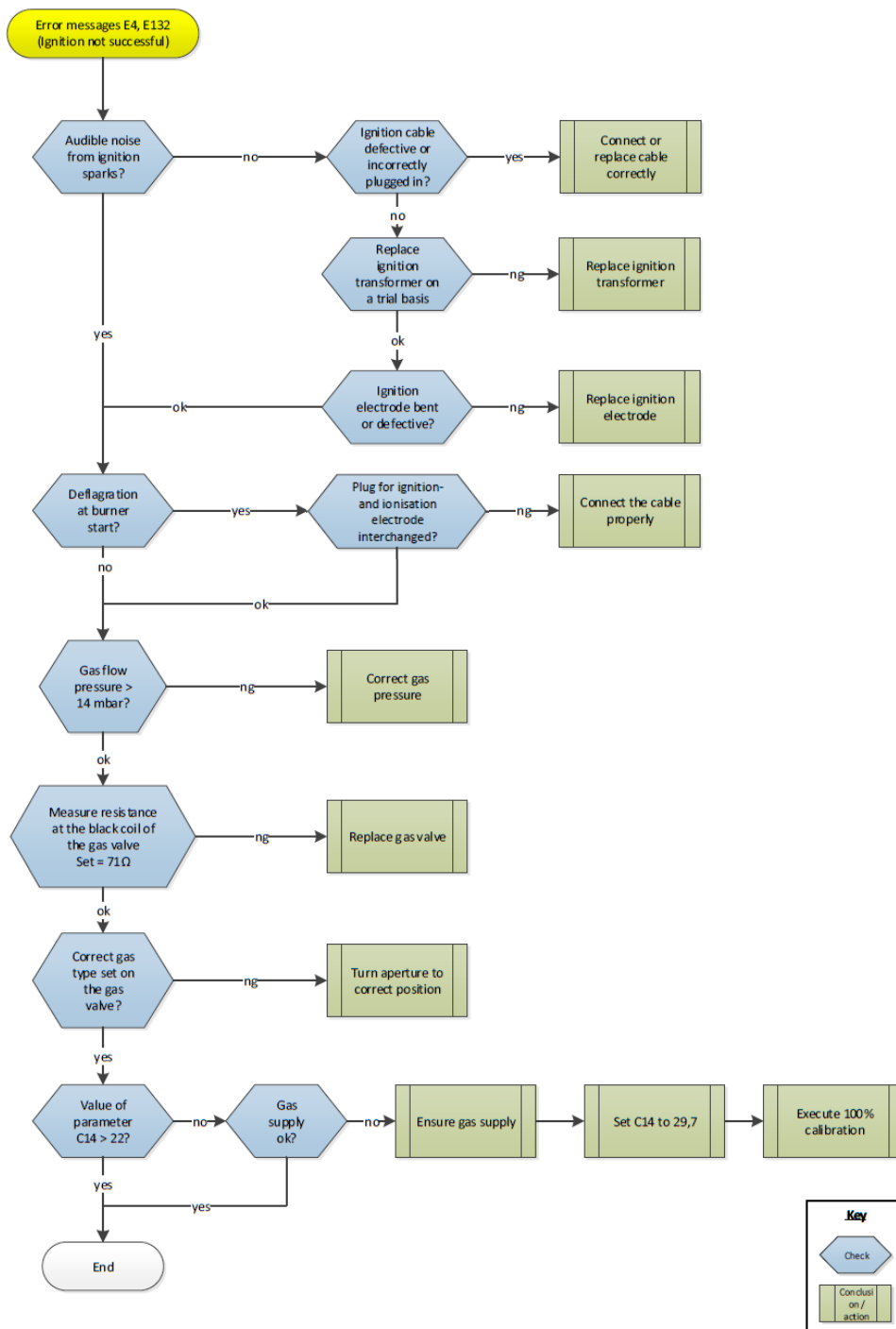
# Rapid News

## Technical Info

Service Operations Division – Daikin Europe NV  
 Confidential Info – FOR INTERNAL USE ONLY

In the flowcharts presented next, the advised troubleshooting actions for each of the above mentioned errors can be found.

### E4 and E132



Specifications are subject to change without notice

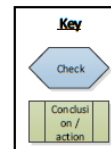
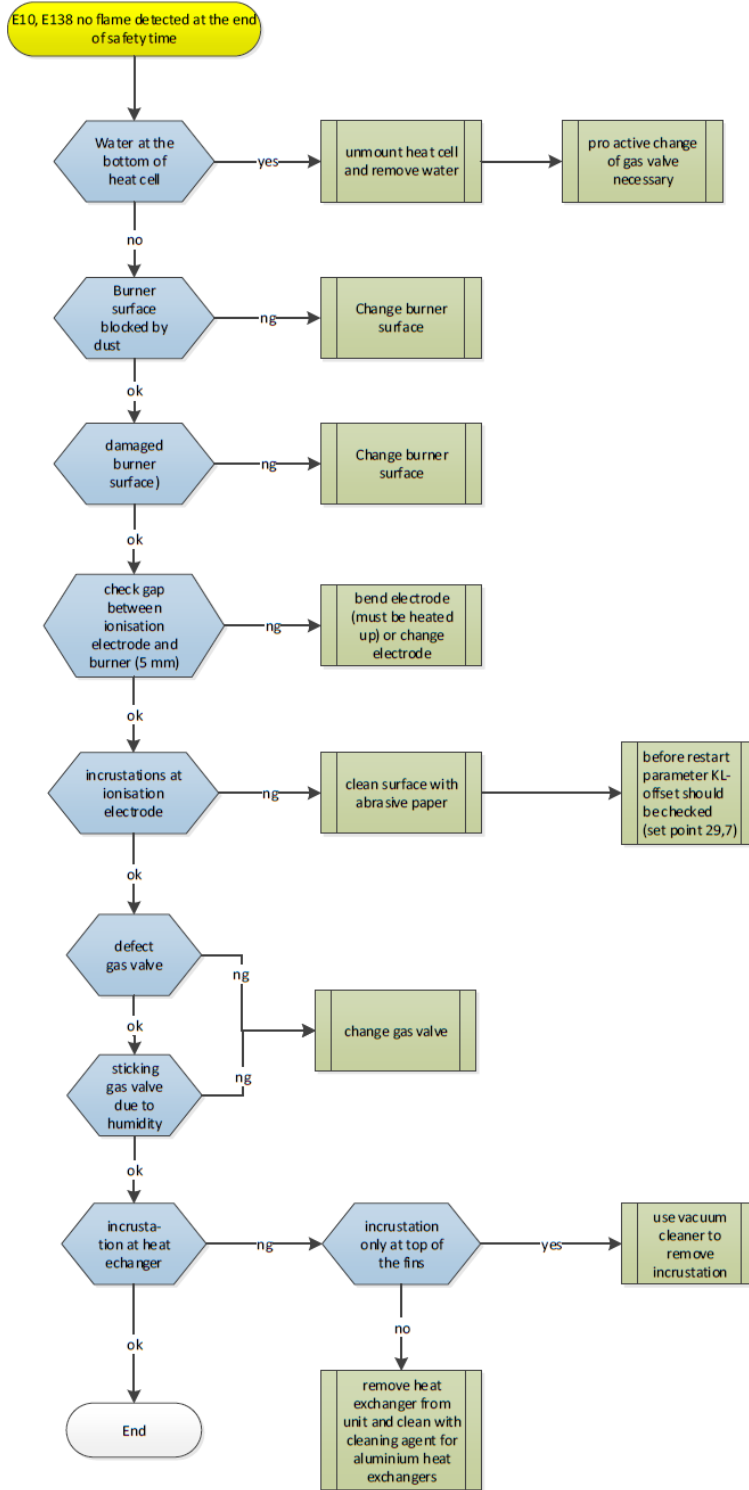


# Rapid News

## Technical Info

Service Operations Division – Daikin Europe NV  
Confidential Info – FOR INTERNAL USE ONLY

### E10 and E138



Specifications are subject to change without notice

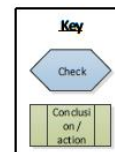
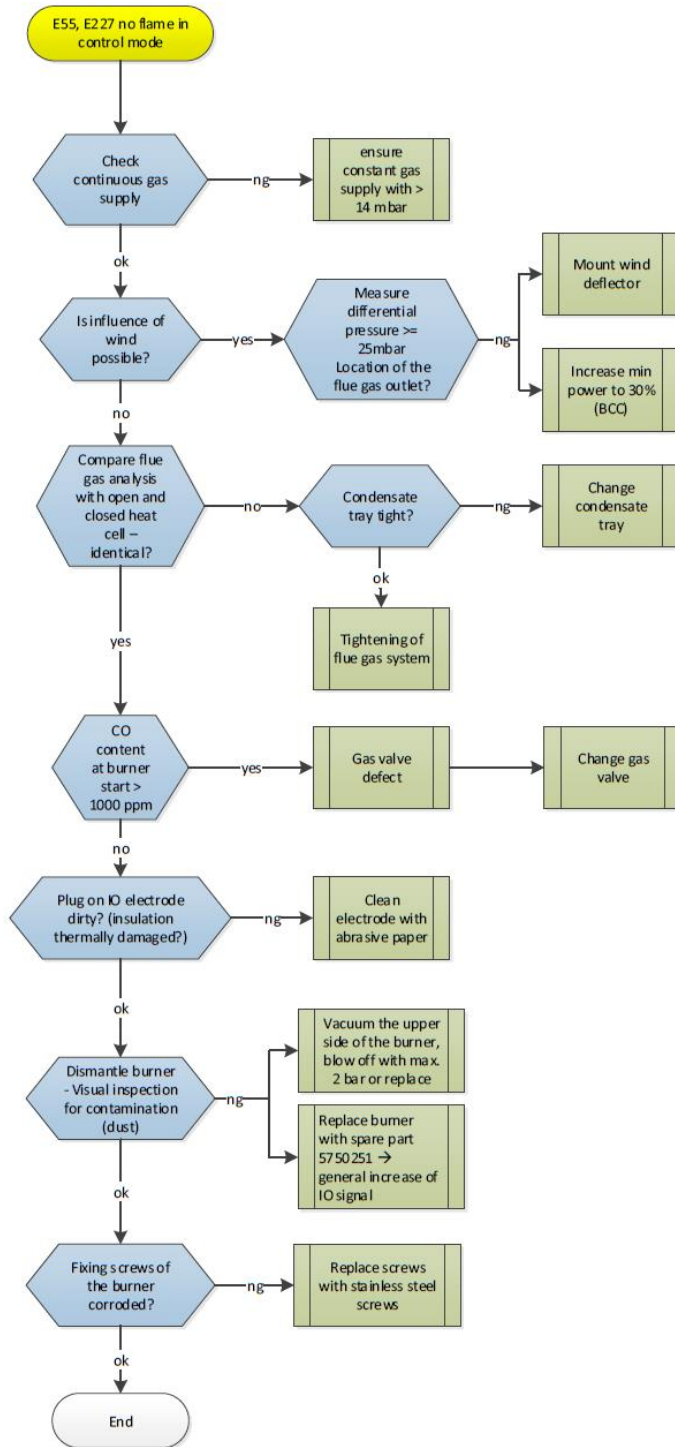


# Rapid News

## Technical Info

Service Operations Division – Daikin Europe NV  
Confidential Info – FOR INTERNAL USE ONLY

### E55 and E227



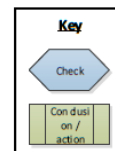
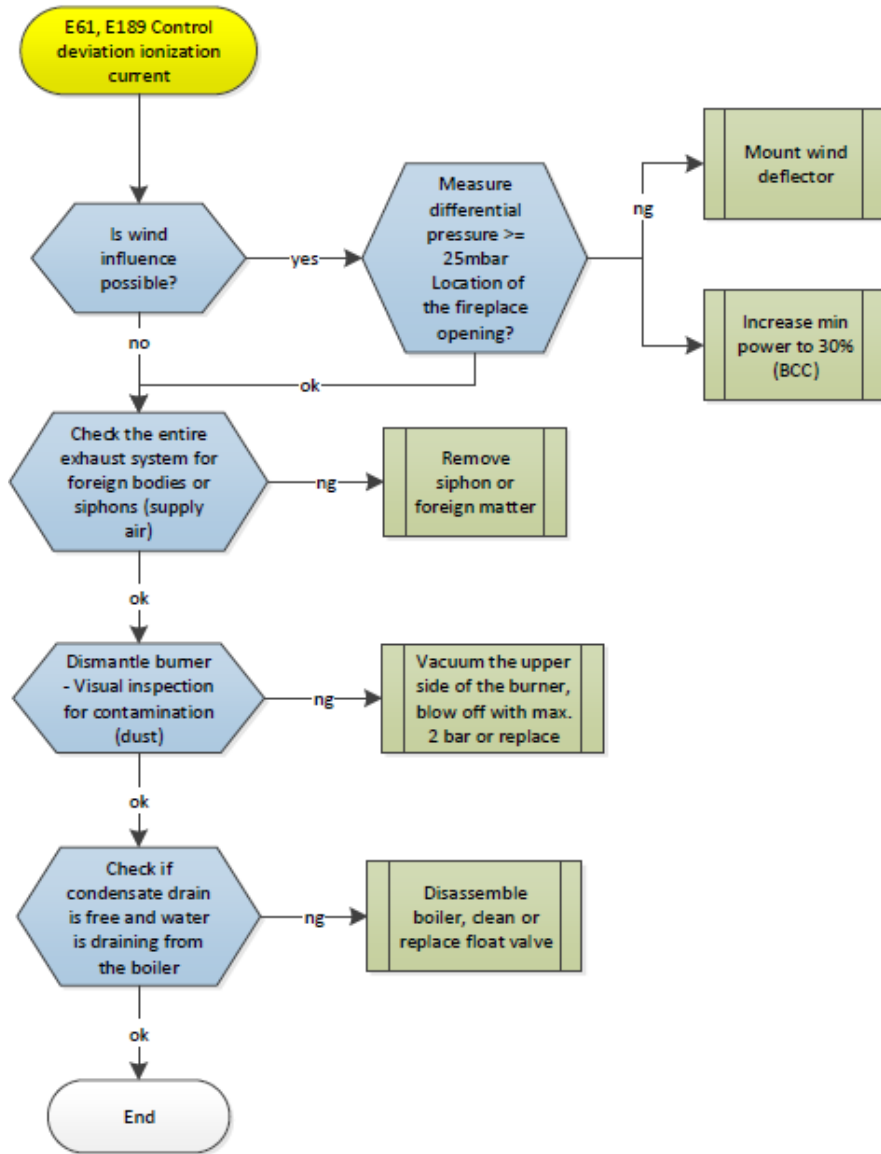
Specifications are subject to change without notice



**Rapid News**  
**Technical Info**

Service Operations Division – Daikin Europe NV  
Confidential Info – FOR INTERNAL USE ONLY

**E61 and E189**



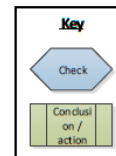
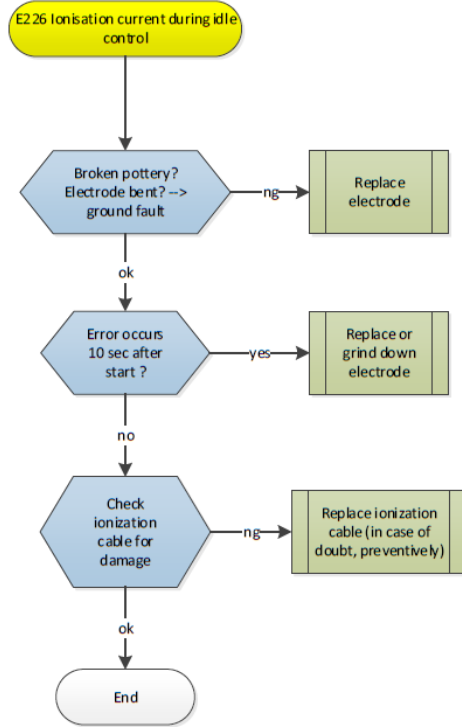
Specifications are subject to change without notice



**Rapid News**  
**Technical Info**

Service Operations Division – Daikin Europe NV  
Confidential Info – FOR INTERNAL USE ONLY

**E226**



In case you have any questions, please do not hesitate to contact us at [fs.technicalservices@daikineurope.com](mailto:fs.technicalservices@daikineurope.com) with reference HEAT

Yours sincerely,

For Daikin Europe NV

Joao Dionisio  
Quality Assurance Engineer  
Quality Assurance Center

Johan Cossement  
Quality Assurance Department Manager  
Quality Assurance Center

Dylan Vynck  
Technical Services Engineer  
Technical Services Section

Peter Lemahieu  
Technical Services Section Manager  
Technical Services Section

Specifications are subject to change without notice