




# FÄRNA

The fancoil you  
didn't expect









# FÄRNA

## FÄRNA, why?

INNOVA has a very wide range of different products and solutions to cover every requirement in the world of fancoils. However, something unexplored was still there. Undiscovered, unreached ... market needs perhaps not yet expressed, certainly not met.

In many cases, installation needs demand POWER when SPACE is not enough.

Hence the new, seductive idea of INNOVA: combine BIG power in a SMALL space.

That's why FÄRNA was born: two special, distinctive models to meet installation needs unanswered to date.

FÄRNA: a great new idea from INNOVA, discover it with us!

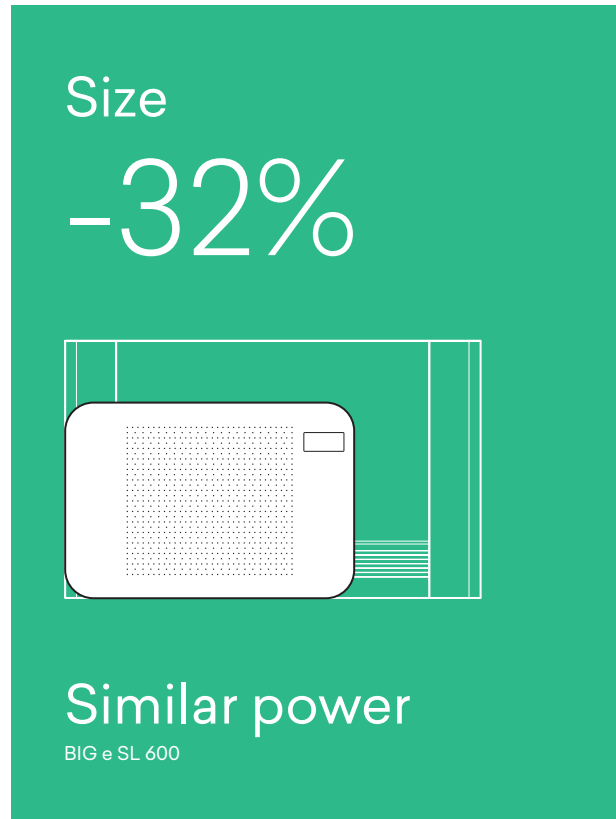






## Versatile

Fancoils are usually installed at the bottom or top. FÄRNA installs on the top, bottom, mid-air, side, bottom, middle, this way, that way...  
Everything is possible with FÄRNA!



## Size


Reduce space, significantly, leaving all the power needed for a large environment. Compared with classic AirLeaf models of similar power, FÄRNA reduces the size (width) of the machine by 32% - a third! Not a small unit, but a powerhouse.





Power

+300%




Similar size

BIG e SL 200

## Power

Increase the power, significantly, while leaving the size unchanged. Compared with classic AirLeaf models of similar size, FÄRNA increases power by a factor of three.








Turn your point of view upside down.





Where you want, how you want.


## Design

Elegant, different, unconventional... the design is specifically designed for a multifunctional product like FÄRNA. If the size hides the product, the design makes it prominent and valuable.

A fully realized solution in metal.





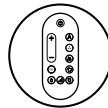




**Wall mounted**



**On board**



**From remote control**

# M7 series

## Commands


With M7, INNOVA skillfully combines design and technology for a new series of controls, M7, surely at the top of its class. The novelty is already in the user panel, now with increased sensitivity touch technology and automatic brightness. Functionality has been integrated, for example with Bluetooth version-and in the wall-mounted version the panel has practically halved thickness and perfect installability on 503 electrical box, the most common on the market.

A concentrate of technology, a clear example of beauty and practicality.

---

**New rounded design**

---



---

**New on-board and wall-mounted controls, M7 Series**

---



---

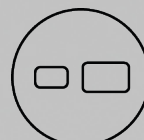
**Power in minimum size**


---



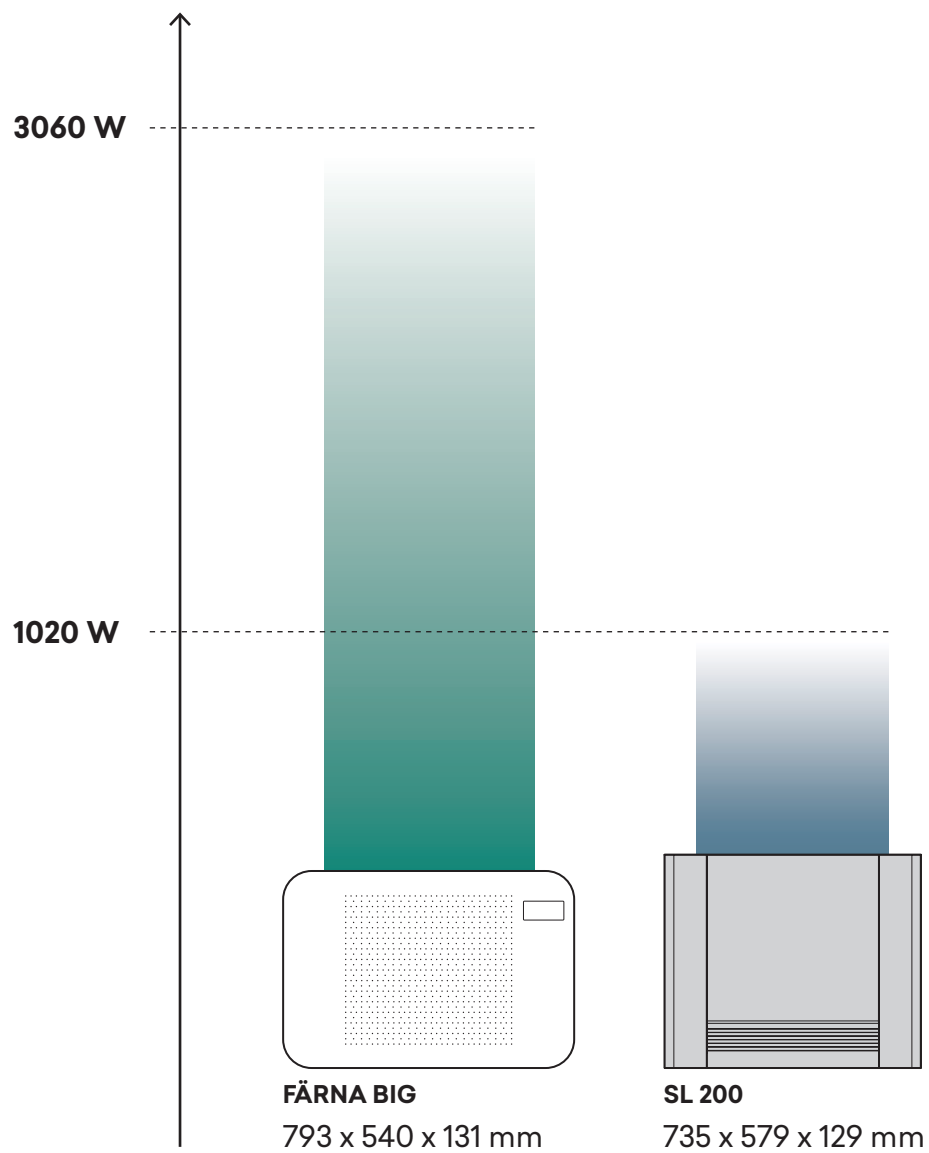
---

**Two sizes, SMALL and BIG**

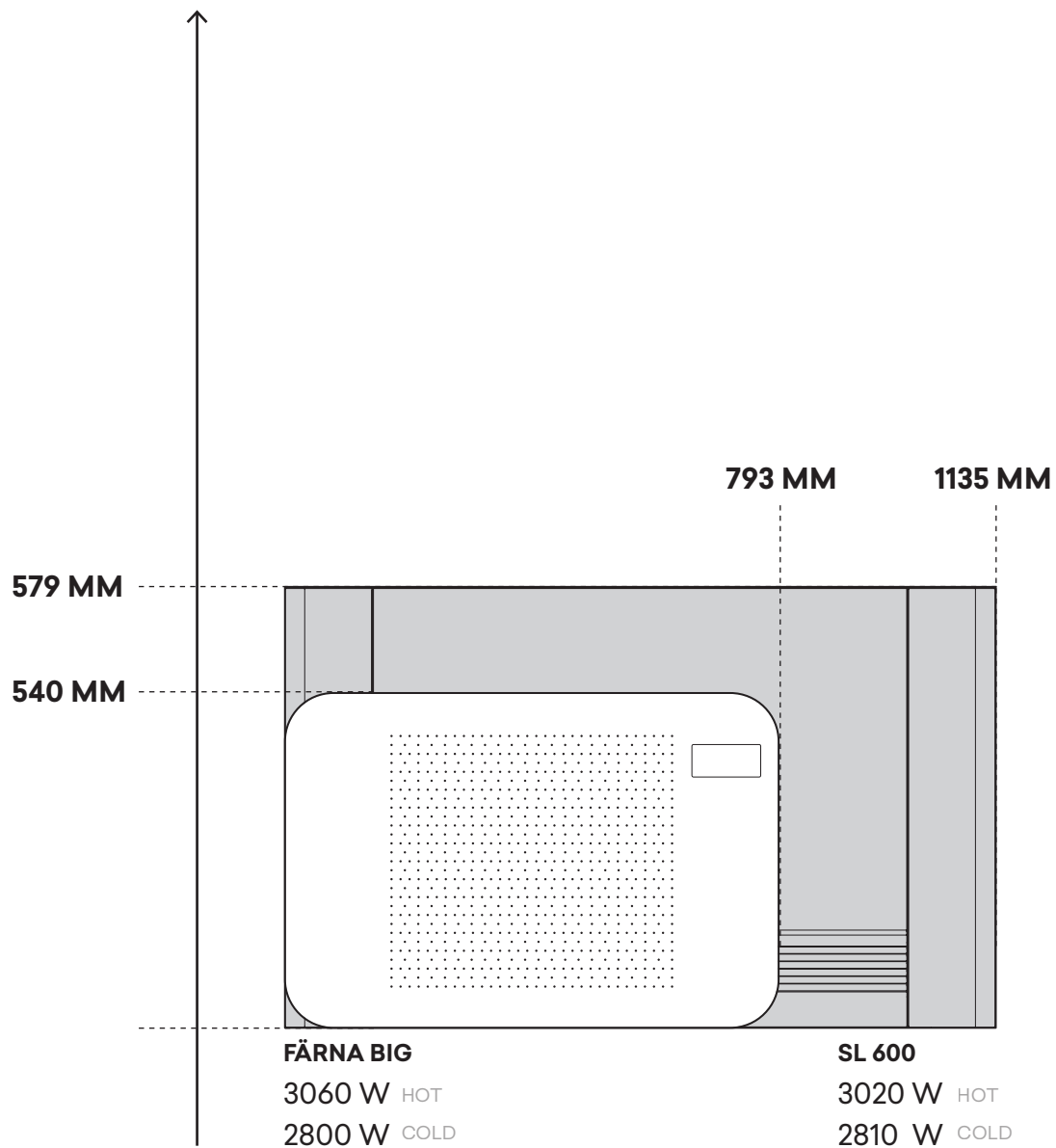





## SIMILAR SIZE POWER TRIPLED





## SIMILAR POWER SIZE NEARLY HALVED







# FÄRNA

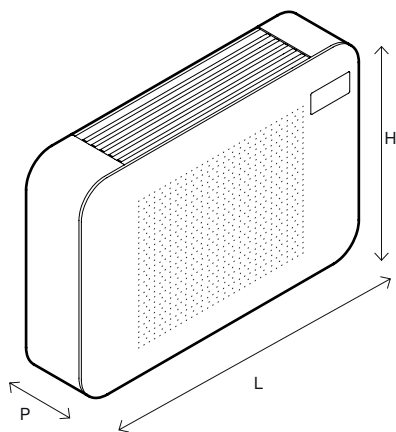


**FÄRNA SMALL**

White RAL 9003



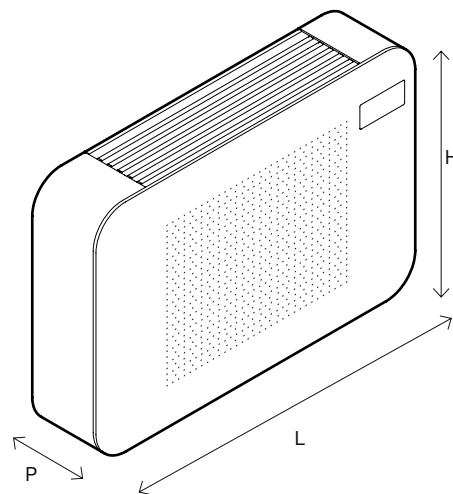
2-Pipe Version

**FÄRNA BIG**

White RAL 9003



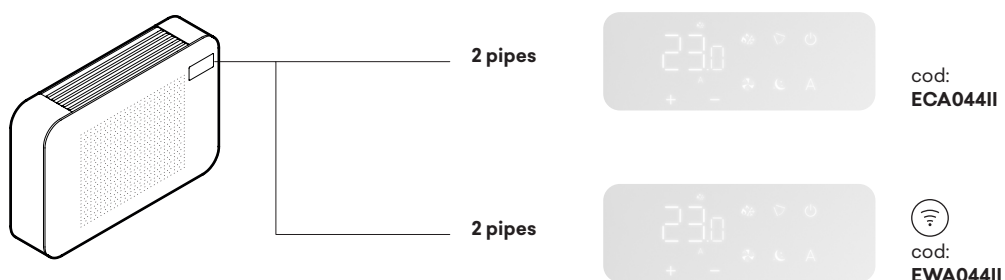
2-Pipe Version



MODEL	SMALL	BIG
L (mm)	650	793
P (mm)	131	131
H (mm)	440	540

# On-board controls

## M7 SERIES



### On-board control - M7 SERIES



2 pipes  
Cod:  
**ECA044II**

- PI Logic
- Touch interface
- Modulating speed
- RS485 ModBus port for BUTLER or BMS connection
- Remote control provided as standard



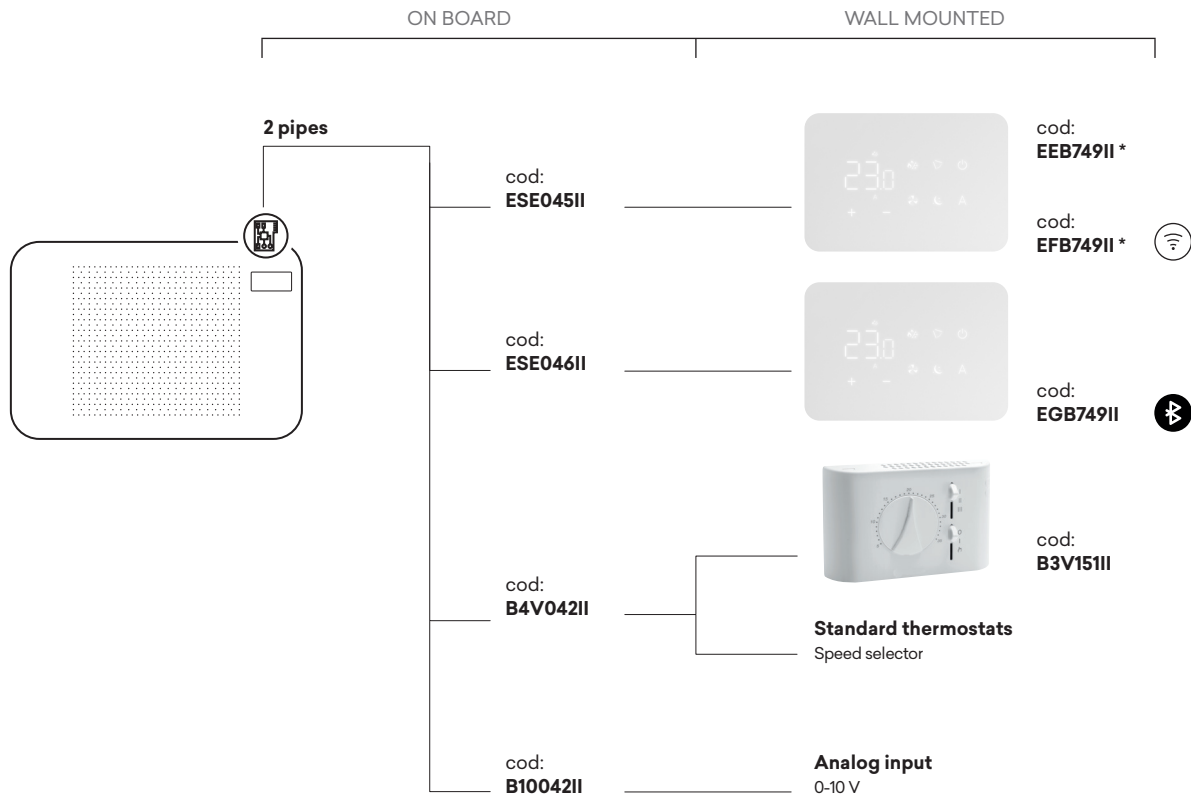
2 pipes  
Cod:  
**EWA044II**

- PI Logic
- Touch interface
- Modulating speed
- WiFi connection
- Remote control provided as standard



# Wall-mounted remote controls









## M7 SERIES



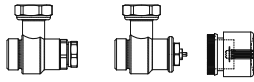
\* Built-in box accessory kit

### On board

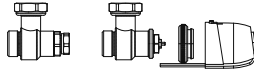
### Wall-mounted

 2 pipes Cod: <b>ESE045II</b>	 Cod: <b>EEB749II</b>	<ul style="list-style-type: none"> <li>PI Logic</li> <li>Touch interface</li> <li>Modulating speed</li> <li>Control up to 16 units</li> <li><a href="#">RS485 ModBus port for BUTLER or BMS connection</a></li> </ul>
	 Cod: <b>EFB749II</b>	
 2 pipes Cod: <b>ESE046II</b>	 Cod: <b>EGB749II</b>	<ul style="list-style-type: none"> <li>PI Logic</li> <li>Touch interface</li> <li>Modulating speed</li> <li>Control up to 16 units</li> <li><a href="#">Wi-Fi connection</a></li> </ul>
 2 pipes Cod: <b>B4V042II</b>	 Cod: <b>B3V151II</b>	<ul style="list-style-type: none"> <li>Electromechanical</li> <li>Wall installation</li> <li>3 speed</li> <li>Seasonal selector</li> </ul>
 2 pipes Cod: <b>B10042II</b>	0-10 V	<ul style="list-style-type: none"> <li>Analog input 0-10 V (without temperature probe)</li> </ul>

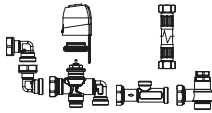
# Hydraulic assemblies



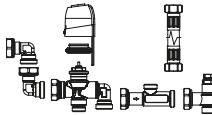
**I20205II**      **ALL**      Manual 2-way valve assembly (1)



**V20139II**      **ALL**      2-way valve assembly (inlet valve and lockshield) with thermoelectric motor (1)



**V30721II**      **SMALL**      3-way diverter valve assembly with thermoelectric motor (1)



**V30722II**      **BIG**      3-way diverter valve assembly with thermoelectric motor (1)

**AI1157II**      **ALL**      Pressure independent regulating valve DN 15, 290 L/h (2)

**AI1158II**      **ALL**      Pressure independent regulating valve DN 15, 420 L/h (2)

**AI1160II**      **ALL**      Pressure independent flow rate limiting valve DN 15, 290 L/h (2)

**AI1161II**      **ALL**      Pressure independent flow rate limiting valve DN 15, 470 L/h (2)

**AI1170II**      **ALL**      6-way valve systems 4 pipes DN 15 (2)

**AI1171II**      **ALL**      Actuator 6-way systems 4 pipes DN 15, for 6-way valves and pressure independent valves (2)

(1) Factory installed and tested accessory

(2) Accessories are supplied separately

**Left-handed hydraulic connections ONLY, not reversible**



# Technical data sheets

MODEL		SMALL	BIG
Cooling performances (W 7/12 °C; A 27 °C) (1)			
Total cooling capacity	kW	1,50	2,80
Sensible cooling capacity	kW	1,26	2,32
Water flow	L/h	253	473
Pressure drop	kPa	9,0	17,0
Maximum power consumption	W	15	25
Maximum sound power (2)	dB(A)	53	51
Heating performances (W 45/40 °C; A 20 °C) (3)			
Heating capacity	kW	1,80	3,06
Water capacity	L/h	304	510
Pressure drop	kPa	10,0	16,0
Maximum power consumption	W	15	25
Maximum sound power (2)	dB(A)	53	51
Hydraulic data			
Maximum operating pressure	bar	10	10
Hydraulic connections	" EK	3/4	
Electrical data			
Power supply	V/ph/Hz	230/1/50	230/1/50
Maximum absorbed current	A	0,06	0,10
Power consumption at the minimum speed	W	3,1	3,6
Aeraulic data			
Booster air flow rate (4)	m³/h	303	473
Maximum air flow rate	m³/h	272	422
Average air flow rate	m³/h	207	306
Minimum air flow rate	m³/h	101	151
Superminimum air flow rate	m³/h	63	78
Sound data			
Sound pressure level at maximum air flow	dB(A)	42	41
Sound pressure level at medium air flow	dB(A)	34	33
Sound pressure level at minimum air flow	dB(A)	25	24
Product dimensions and weight			
Width	mm	650	793
Height	mm	440	540
Total depth	mm	131	131
Net weight	kg	13,1	17,3

1 | Water temperature at coil inlet 7 °C, Water temperature at coil outlet 12 °C, Ambient air temperature 27 °C b.s. and 19 °C b.u. (according to EN 1397) - maximum speed and useful head 0 Pa

2 | Sound power measured according to EN 16583

3 | Water temperature at coil inlet 45 °C, Water temperature at coil outlet 40 °C, Ambient air temperature 20 °C b.s. and 15 °C b.u. (according to EN 1397) - maximum speed and useful head 0 Pa

4 | Air flow rate measured with clean filters






# BUTLER<sup>PRO</sup>



**BUTLER<sup>PRO</sup> TOUCH**  
with built-in display

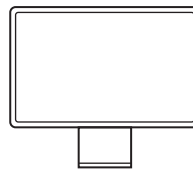
Display



**BUTLER<sup>PRO</sup>**  
by WEB

Local PC

Tablet e Mobile



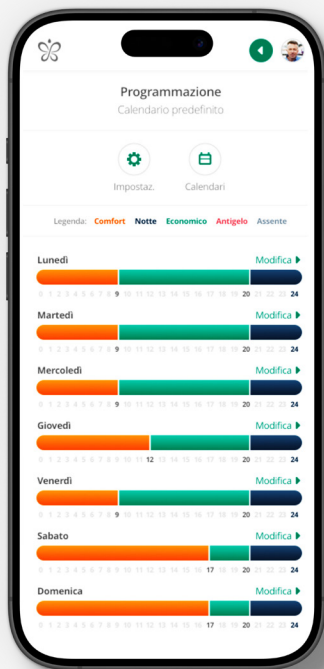
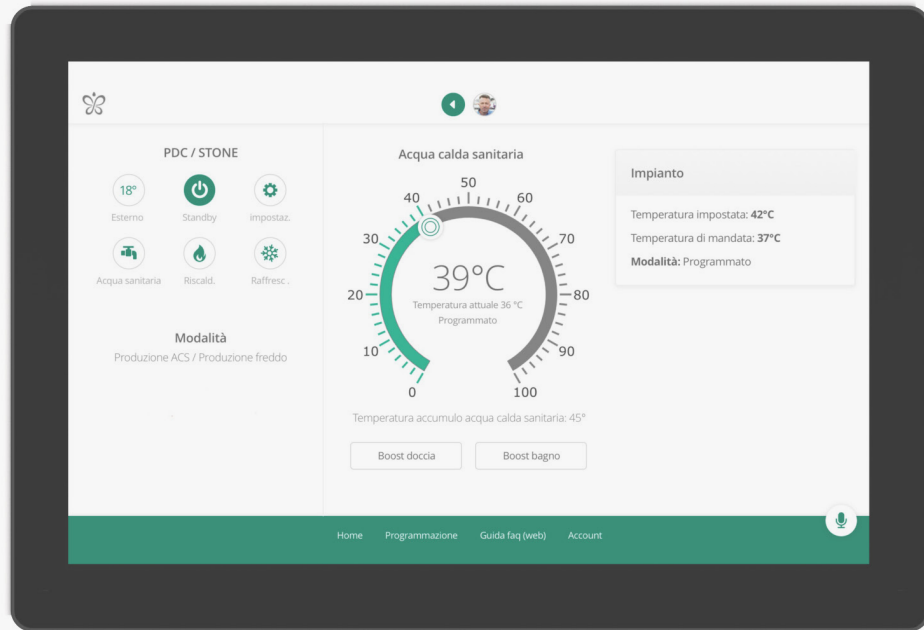
## The advanced plant control

The BUTLER<sup>PRO</sup> web server is the system that INNOVA has developed to control an entire winter and summer air conditioning system from a local and remote network.

BUTLER<sup>PRO</sup> allows you to connect the heat pump, controlled mechanical ventilation system, fan coils and all the other system elements via a serial connection.

BUTLER<sup>PRO</sup> is complete, simple and intuitive at the same time: you can configure a weekly calendar with time zones, create specific zones and change the settings so your home is at the right comfort level for your needs.





### **Supervision and control through local network or remotely**

The system can be managed through a smartphone, tablet or computer

---

### **Summer and winter personalised programming**

Different programmes can be set for each season

---

### **Setting of three temperature levels on the INNOVA fan coil network**

For each room or zone it is possible to select 3 different work temperatures, which can be modified at any time

---

### **Weekly time programming**

In each room it is possible to set different operating times

---

### **Etwork interface like the one on PCs**

Once the bus network between the heat pump and the fan coils has been made, the connection with the Web server is the same as that of a normal computer

---

### **Remote assistance**

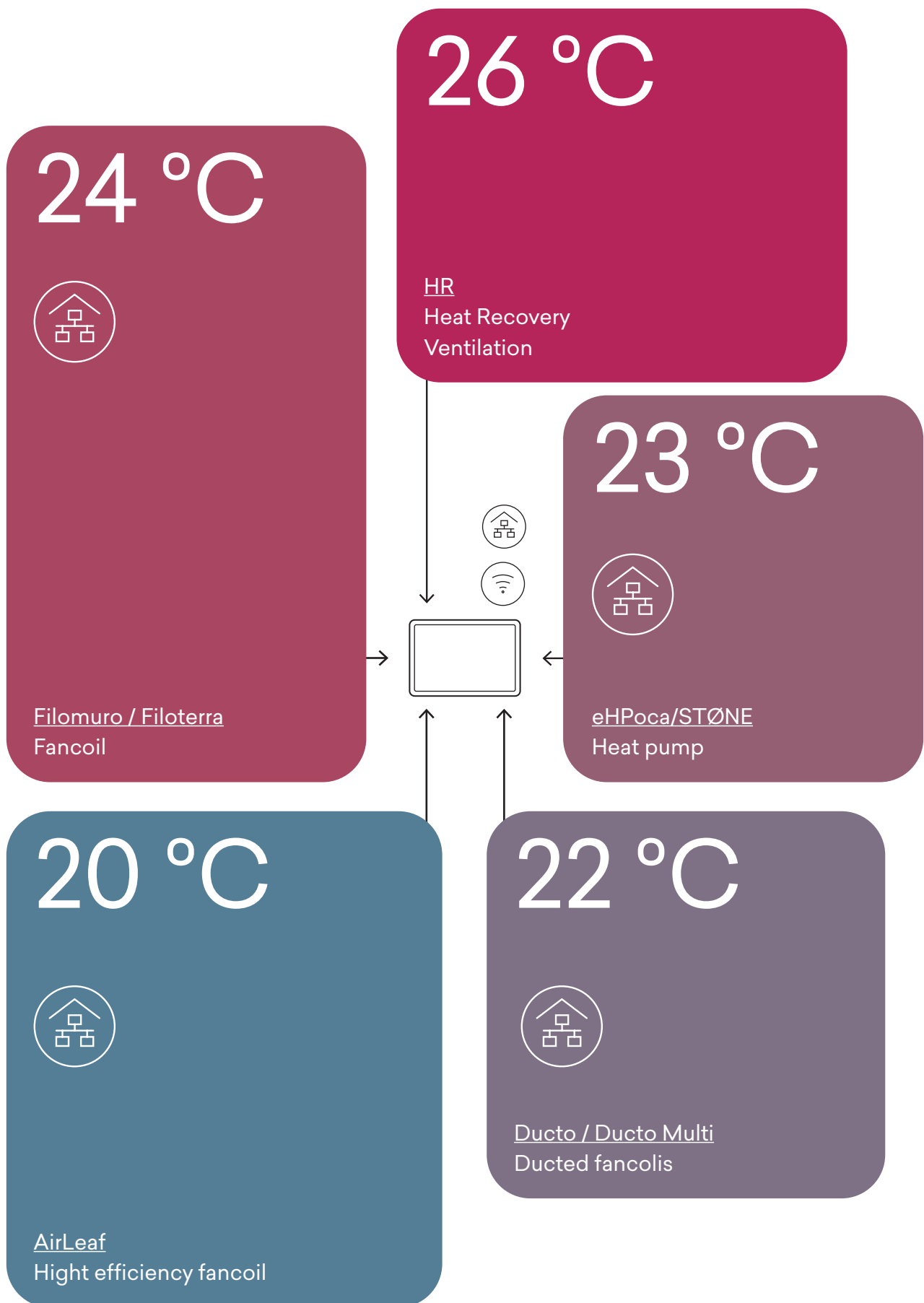
With the user's consent, BUTLER can automatically access the INNOVA cloud for diagnostics and assistance in case of need

---

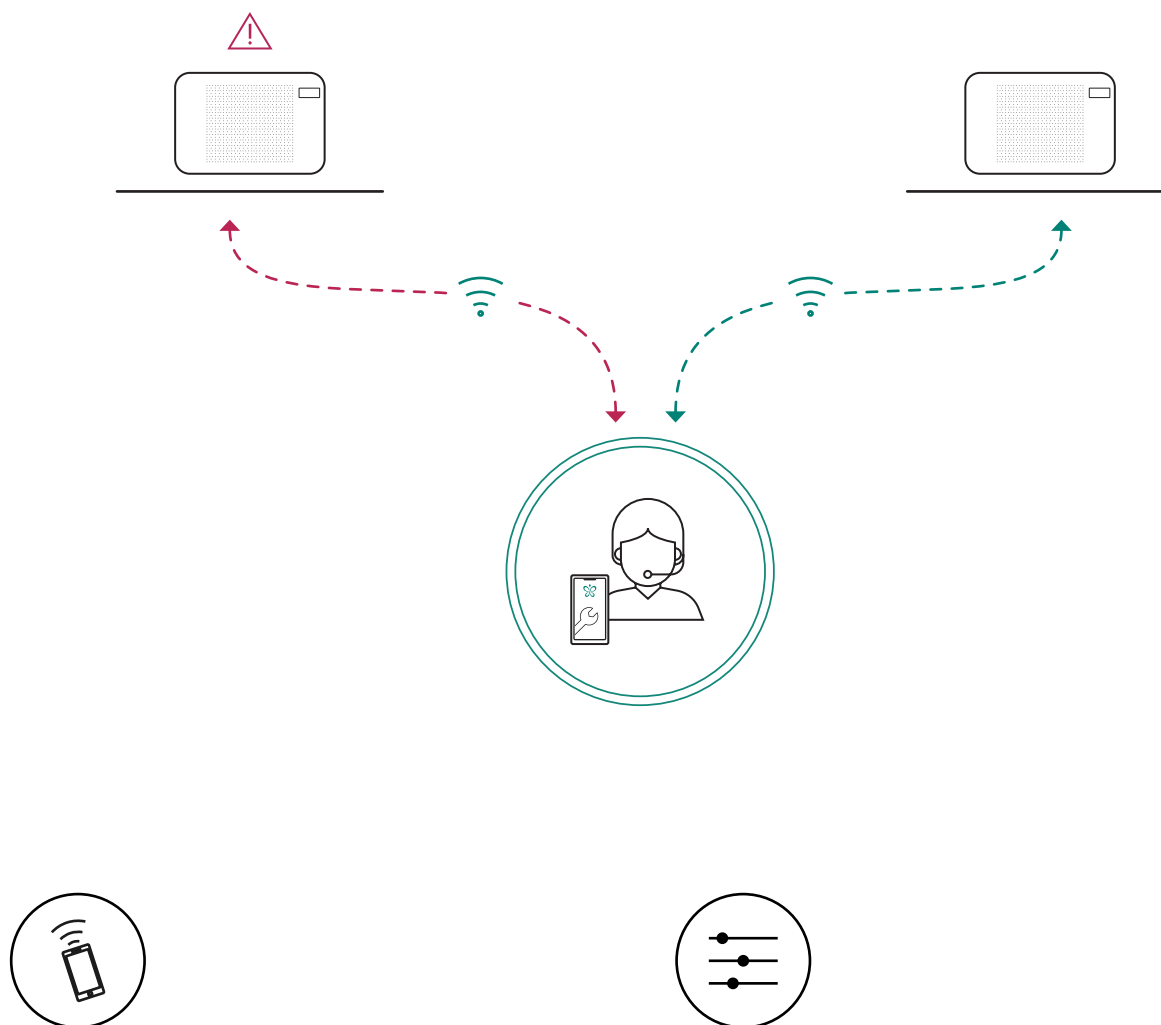
### **Control by room**

Room-by-room control with BUTLER you can set a weekly time-based calendar, create scenarios for each room or by zones, change settings so that your home is at the right comfort level at the time you need it





## Web Server BUTLER PRO



### **Remote assistance**

With the user's consent, BUTLER <sup>PRO</sup>, can automatically access the INNOVA cloud for diagnostics and assistance in case of need. Thanks to the Internet connection, it is possible to verify remotely the correct operation of INNOVA products connected to the BUTLER <sup>PRO</sup>. Any operating anomalies can be transmitted automatically from the BUTLER <sup>PRO</sup> to the assistance centre which can intervene by modifying the functional parameters or decide to physically intervene by providing a quick and timely service.

### **Total control**

The advantage of choosing a complete INNOVA system is that, for any need, we are the only reference both for routine maintenance and for assistance purposes. A complete and high quality service.





## Network commands

For remote control and fancoils network management.

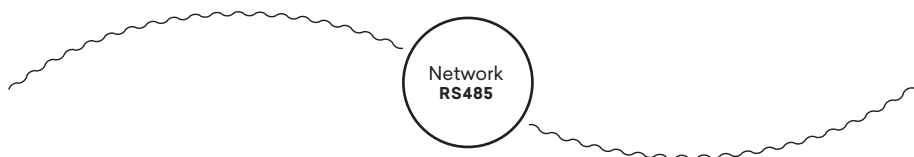
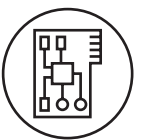
### Web Server BUTLER.

Fancoils with controls  
cod:


ECA044II - EEB749II

### BUTLER<sup>PRO</sup>

Kit Web Server BUTLER<sup>PRO</sup> for  
local and remote control of  
fancoil networks.







**Ideas, products, people.**



## CREDITS

Product Designer

**Luca Papini**

Art Direction & Graphic

**Osmo design**

Photography

**Ottavio Tomasini**

Special thanks to:

**Akira Nishikawa**

© All rights reserved - photographs, images and texts are protected by copyright, any use of all or part of them not expressly authorised by INNOVA will result in consequent sanctions.

INNOVA reserves the right to make changes at any time to its products, accessories and technical data in order to improve its offer.







**INNOVA s.r.l.**  
Via 1° Maggio, 8  
38089 Storo (Tn)  
Tel. +39 0465 670104  
Fax: +39 0465 674965  
[info@innovaenergie.com](mailto:info@innovaenergie.com)

**[innovaenergie.com](http://innovaenergie.com)**

**Edizione 2025/1**

**Showrooms:**

New York / Ehpoca  
106 W 56th Street 4th Floor - New York

Milano / Metroquality  
Via Solferino 24, 20122 - MI